

35' TRANSMITTING WHIP AERIAL TYPE AW F

WIRED AERIAL 240kHz TO 5MHz

MAST

FOLED MONOPOLE BROAD BAND AERIAL

AUTO TRANS

UPPER DECK

HE BASE TUNER  
ETA  
1.5 TO 24MHz  
REMOTE CONTROLLED MOTORS

MF BASE TUNER  
ET B  
240kHz TO 5.0MHz  
REMOTE CONTROLLED MOTORS

IAE FILTER AUTO TRANSFORMER  
CW OUTFIT EAW NUMBER AND FREQ. COVERAGE OF FILTERS DEPENDANT ON SHIP'S CW AERIAL ARRANGEMENT

REMOTE CONTROLLED MOTORS  
FROM APPROPRIATE TA TB RELAY CONTACTS

DUMMY LOAD

TRANSMITTER AERIAL EXCHANGE EY  
1 16 PIN PLUG FOR EACH TRANSMITTER  
1 16 PIN SK FOR EACH AERIAL TUNER  
2 PINS RF 14 PINS CONTROL/INTERLOCK/INDICATION

DUMMY LOAD COAXIAL SWITCH  
MEC RELAYS  
AERIAL TUNING CONTROL RELAYS TA-TB  
SWR AND PEAK FORWARD POWER METERS SWITCHING RELAYS MEA MEB

CONTROL LINES TO INDIVIDUAL AERIAL TUNER DRIVE MOTORS

SWR & PK FWD PWR METER INDICATION

DUMMY LOAD ON B-TUNE ON CONTROL

METER UNIT TUNING (AERIAL)  
SWR METER  
PEAK FORWARD POWER METER  
"TUNE ON" & "TUNE OFF" SWITCHES  
1000HZ SOURCE FOR MORSE KEYING

DIRECT CONNECTIONS TO REMOTE OPERATORS POSITIONS

SWITCH UNIT INTER COMM.

CONTROL UNIT RADIO OPERATORS RIGHT HAND

CONTROL UNIT RADIO TUNING (AERIAL)

TO CCX LOWER PLUG

DL PROBE  
MONITOR H.F. RECEIVER

AUDIO FOR TEST PURPOSES

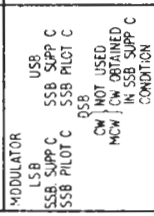
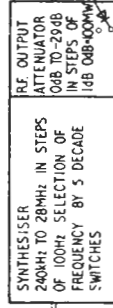
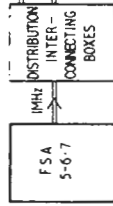
FROM OTHER TRANSMITTERS

DIRECTIONAL COUPLERS  
PEAK FWD POWER  
METERING UNITS

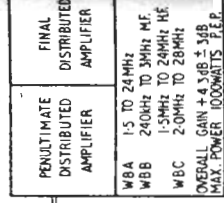
MONITOR OSC.  
FOR TUNING  
METERING UNITS

1MHz OUTLETS  
TO OTHER TDCs & C.J.Ms

**DRIVE OUTPUT T.D.C.**



**WBA - WBB OR WBC**



KEY: —

- DC RELAY CIRCUITS FOR INTERLOCK, TX STATE INDICATION, KEYING & CONTROL
- == R.F.
- === AUDIO
- ==== MONITORING & TUNING CONTROL
- ===== AERIAL TUNING OPERATION AND INDICATION

**K.M.M. CONTROL DESK**

